

mVLE: MMSU Virtual Learning Environment



*Seamlessly molding competent and virtuous human resources
through Virtual Learning.*

mVLE Quick Start Guide for Students



Mariano Marcos State University
Ilocos Norte, Philippines
<http://mvle.mmsu.edu.ph/>

by:

WILBEN R. PAGTACONAN
REYNOLD P. VILLACILLO
JOSELITO L. LOLINCO, Ed.D.
June 2014

Table of Contents

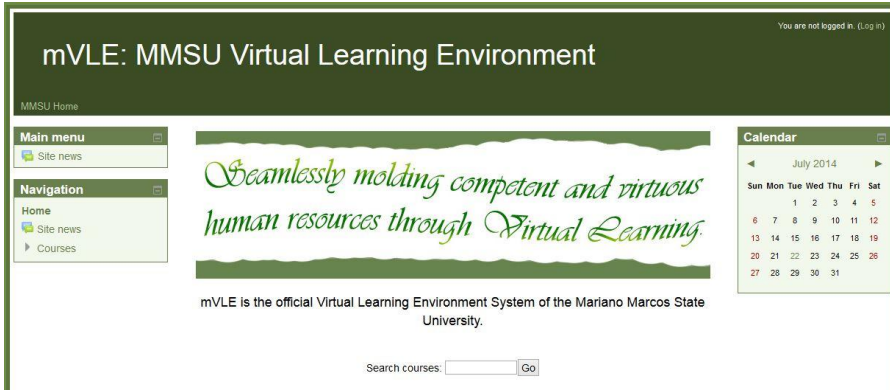
| | |
|--------------------------------|---|
| What is mVLE? | 3 |
| Logging in to mVLE | 3 |
| Exploring the Navigation Block | 4 |
| My Courses | 6 |
| Activities and Resources | 7 |

For assistance and technical support, please email us:

To : mvle@mmsu.edu.ph
CC : chris_pagtaconan@yahoo.com

What is mVLE?

mVLE is the MMSU's Virtual Learning Environment. It includes a wide range of tools which can be used to support teaching and learning. mVLE is used to provide blended online classes and distance education in the University. The mVLE provides essential information and materials, activities, collaboration tools and assessments.



Logging in to mVLE

Go to <http://mvle.mmsu.edu.ph> in your browser and log in using your mVLE username and password.



The default username is your student number and if it is your first time to login, use the pre-generated password provided for you. You can get it from the Dean's Office.

Log in

Username

Password

First time users are required to change their password.

You must change your password to proceed.

Change password

Username 12-~~0000~~

Current password*

New password*

New password (again)*

Save changes

There are required fields in this form marked *.

Once you are logged in, you will arrive at the **Home** page of mVLE.

You are logged in as Student Y (Log out)

mVLE: MMSU Virtual Learning Environment

MMSU Home

Main menu

- Site news

Navigation

- Home
 - My home
 - Site pages
 - My profile
 - My courses

Administration

- My profile settings

Seamlessly molding competent and virtuous
human resources through Virtual Learning.

mVLE is the official Virtual Learning Environment System of the Mariano Marcos State University.

My courses

CMPSC 117 - Web Development

Teacher: Pagtaconan Wilben Christie

Calendar

July 2014

| Sun | Mon | Tue | Wed | Thu | Fri | Sat |
|-----|-----|-----|-----|-----|-----|-----|
| | 1 | 2 | 3 | 4 | 5 | |
| 6 | 7 | 8 | 9 | 10 | 11 | 12 |
| 13 | 14 | 15 | 16 | 17 | 18 | 19 |
| 20 | 21 | 22 | 23 | 24 | 25 | 26 |
| 27 | 28 | 29 | 30 | 31 | | |

Exploring the Navigation Block

Navigation

- Home
 - My home
 - Site pages
 - My profile
 - My courses
 - CMPSC117
 - demo101

My home is a customisable "dashboard" page for providing users with links to their courses and activities within them, such as unread forum posts and upcoming assignments.

My home usually has the Course overview block in the central column. Users can customize their My home page and add or remove blocks by clicking the 'Customise this page' button.

My profile is a link in the Navigation block that expands to allow users to access certain elements of their profile on mVLE.

View profile. This setting allows users to view their profile via *Home>My profile>View profile*. This is the full (site) profile. Note that in addition to this, there are course profiles for each course the user is enrolled in, which can be accessed by clicking the course profile links in the full profile. See View profile for more information on course and full profiles.

Forum posts. This expands to show both posts the user has contributed to and discussions they have begun.

Messages. This takes the user to their message screen to read and send messages.

Private files. This allows the user to upload files to a personal storage area for possible later inclusion in a course.

My badges. This allows the user to see badges they have earned.



My profile settings is a link in the Administration block that expands to allow users to change certain elements of their profile on mVLE, for example, set their messaging preferences, change their password and manage their badges. See Edit profile for more information.

Individual users may update their profiles by choosing the *Edit profile* link from *Settings > My profile settings*.

My Courses

This takes the user to their My Home page where they see the courses they are enrolled in. Enrolment of students in a course is done by teachers.

When user is in a course, this link expands to show each section of the current course and any activities/resources which are in that section.

My courses

CMPSC 117 - Web Development

Teacher: Pagtaconan Wilben Christie

CMPSC 151 - Computer Networks

Teacher: Pagtaconan Wilben Christie

CMPSC 117 - Web Development

You are logged in as Student Y (Log out)

[MMSU Home](#)
[Home](#) ▶ [My courses](#) ▶ [Undergraduate Courses](#) ▶ [College of Arts and Sciences](#) ▶ [CMPSC117](#)

Navigation

Administration

Course Description


This is a course covering the concepts and applications of Web design and development. It includes the in-depth study of HTML in writing the web page and web scripting tools (PHP) and database server (MySQL) for the dynamicity of the web documents. The different web elements are also taken into consideration which comprises the web page. It also consists of the study of the Guidelines, Tips and Importance of the web. All of which will be integrated in the development of a web page.

Basis for Rating

The grading system is based on the following:

| | |
|---------------------------------------|------|
| Long Exams/Major Exams | 50% |
| Machine Projects/Lab. Exercises | 30% |
| Assignments/Quizzes | 10% |
| Class/Online Participation/Attendance | 10% |
| TOTAL | 100% |

Passing: 60%

 [News forum](#)

Search forums


Latest news


Upcoming events

Recent activity

Chapter 1: Introduction to the Web and the Internet

1. The Internet
2. The World Wide Web

 [Lesson 1](#)

 [Assignment #1](#)

Activities and Resources

An activity is a general name for a group of features in an mVLE course. Usually an activity is something that a student will do that interacts with other students and or the teacher. Please take note that these are customized by your instructor.

Different types of activities in the mVLE:

Assignments



Students can submit any digital content (files), such as word-processed documents, spreadsheets, images, or audio and video clips. Alternatively, or in addition, the assignment may require students to type text directly into the text editor.



Chat

The chat activity module enables participants to have text-based, real-time synchronous discussions.



Choice

A teacher asks a question and specifies a choice of multiple responses.



Forum

Allows participants to have asynchronous discussions.



Glossary

Enables participants to create and maintain a list of definitions, like a dictionary.



Lesson

For delivering content in flexible ways.



Quiz

Allows the teacher to design and set quiz tests, which may be automatically marked and feedback and/or to correct answers shown.




Survey

For gathering data from students to help teachers learn about their class and reflect on their own teaching.



Wiki

A collection of web pages that anyone can add to or edit.



Workshop

Enables peer assessment.